


Madison 3-Cushion Billiards Club, LLC

Suite 161, 1337 Greenway Cross, Madison, WI 53713

SEPTEMBER 4TH - 17TH 2023, 2023

Preliminary Round



www.professorqball.com

CHART A	KELLER BOB		RASKIN RAYE		GROSS DAVE		SKORUPSKAS PAUL		CRUZ LUPE		HAFF BRIAN		ESPINOZA TRINIDAD		VAN DEN BOSCH FRANK		WIN/LOSS	TOTAL POINTS	TOTAL INNINGS	GRAND AVERAGE	HIGH RUN	BEST GAME	FINAL RANKING
	40	1	20	1	23	2	28	2	22	2	27	5	17	1	1	6	71	177	0.401	5	0.500	8	
BOB KELLER			20	0.500	6	0.300	13	0.565	10	0.357	3	0.136	16	0.593	3	0.176	6	71	177	0.401	5	0.500	8
RAYE RASKIN	40	1			19	3	33	4	16	1	28	6	29	2	26	1	6	103	191	0.539	6	0.714	7
DAVE GROSS	21	4	20	4			29	3	9	8	22	7	33	4	24	3	6	135	158	0.854	8	2.222	2
PAUL SKORUPSKAS	23	3	33	3	28	3			24	3	21	4	25	3	33	3	3	115	187	0.615	4	0.870	5
LUPE CRUZ	28	3	17	5	9	4	24	3			23	6	13	5	27	3	6	132	141	0.936	6	1.538	3
BRIAN HAFF	23	1	28	6	21	4	22	1	22	3			29	1	25	1	3	126	170	0.741	6	0.909	4
TRINIDAD ESPINOZA	27	3	29	3	33	1	24	1	13	2	29	1			23	1	2	102	178	0.573	3	0.741	6
FRANK VAN DEN BOSCH	18	4	26	3	24	6	33	3	26	4	25	1	23	3			6	138	175	0.789	6	1.111	1
Points Against	136		139		95		125		95		115		127		90		FLIGHT AVERAGE:				0.670		

SCHULER CUE
BY NOEL MENDOZA




Madison 3-Cushion Billiards Club, LLC

Suite 161, 1337 Greenway Cross, Madison, WI 53713

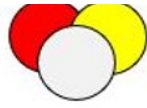
SEPTEMBER 4TH - 17TH 2023, 2023

Preliminary Round



www.professorqball.com

CHART B	DELA TORRE		LAMERS		SCHULENBERG		MAYHEW		VALERIO		GONZALES		HAWKINSON		SHEPPARD		WIN/LOSS	TOTAL POINTS	TOTAL INNINGS	GRAND AVERAGE	HIGH RUN	BEST GAME	FINAL RANKING
	JOSE	FRED	BRUCE	CHRIS	ERICK	OLEGARIO	RICK	MATT															
JOSE DELA TORRE		21 3 23 4 24 3 27 4 16 5 36 5 13 6 6	13 0.619	20 0.870	20 0.833	20 0.741	20 1.250	20 0.556	20 1.538	6	1	133	160	0.831	6	1.538	1						
FRED LAMERS	21 5 0.952		17 5 24 3 17 1 15 6 20 4 19 4 4	18 0.750	17 1.000	15 1.000	20 1.000	20 1.000	20 1.053	4	3	130	133	0.977	6	1.176	4						
BRUCE SCHULENBERG	23 3 0.478	17 1 0.059		24 3 27 3 25 1 39 4 34 3 1	11 0.458	13 0.481	6 0.240	20 0.513	11 0.324	1	6	73	189	0.386	4	0.513	7						
CHRIS MAYHEW	24 3 0.583	24 4 0.833	20 0.833		21 4 21 3 35 4 22 4 4	14 0.667	11 0.524	20 0.571	20 0.909	4	3	119	171	0.696	6	0.909	5						
ERICK VALERIO	27 2 0.222	17 5 1.176	20 0.741	20 0.962		28 1 18 6 32 6 5	19 0.679	20 1.111	20 0.625	5	2	125	170	0.735	6	1.176	3						
OLEGARIO GONZALES	16 5 1.188	15 5 1.333	20 0.769	20 0.952	20 0.714		20 1.000	18 5 16 5 5	18 1.125	5	2	137	142	0.965	5	1.333	2						
RICK HAWKINSON	36 2 0.250	20 3 0.450	39 2 0.154	34 2 0.206	188 1 20 1 0.005	20 1.000		54 3 0.185	10 0.185	0	7	44	391	0.113	3	0.450	8						
MATT SHEPPARD	13 2 0.615	19 2 0.421	35 4 0.571	21 4 0.381	32 4 0.469	16 4 1.250	20 0.370		3	4	99	190	0.521	4	1.250	6							
Points Against	87	91	126	104	100	93	140	119	FLIGHT AVERAGE:			0.556											




Madison 3-Cushion Billiards Club, LLC

Suite 161, 1337 Greenway Cross, Madison, WI 53713

SEPTEMBER 4TH - 17TH 2023, 2023

Preliminary Round



www.professorqball.com

CHART C	SCALISSI	KAPINOS	KUCK	GONZALES	GUERNSEY	RICHARDS	CAGNAZZO	SHOONI	WIN/LOSS	TOTAL POINTS	TOTAL INNINGS	GRAND AVERAGE	HIGH RUN	BEST GAME	FINAL RANKING
	JOHN	BERNIE	DON	ADRIAN	PAUL	JAMES	NICO	MAZIN							
JOHN SCALISSI	50 3 0.400	24 3 0.417	26 3 0.423	29 5 0.483	28 3 0.464	42 3 0.476	19 2 0.211	2 5	92	218	0.422	5	0.476	7	
BERNIE KAPINOS	50 3 0.340	34 2 0.206	23 3 0.083	25 1 0.200	41 4 0.293	38 2 0.184	30 2 0.300	0 7	59	242	0.244	4	0.000	8	
DON KUCK	25 4 0.800	34 3 0.588	23 3 0.870	24 2 0.375	33 3 0.545	26 2 0.462	30 3 0.567	3 4	116	195	0.595	4	0.870	5	
ADRIAN GONZALES	27 7 0.741	25 5 0.800	23 1 0.739	34 1 0.588	31 6 0.484	16 1 1.250	24 6 0.833	5 2	132	180	0.733	7	1.250	2	
PAUL GUERNSEY	30 6 0.667	26 6 0.769	24 2 0.833	33 1 0.545	21 5 0.952	26 4 0.769	18 1 0.333	5 2	124	178	0.697	6	0.952	3	
JAMES RICHARDS	29 5 0.690	42 5 0.476	33 3 0.606	32 4 0.625	21 1 0.524	34 3 0.588	22 1 0.227	5 2	116	213	0.545	5	0.690	4	
NICO CAGNAZZO	41 4 0.317	39 4 0.513	27 6 0.741	16 5 0.625	26 2 0.462	33 2 0.485	19 5 0.737	2 5	105	201	0.522	6	0.741	6	
MAZIN SHOONI	19 3 0.667	30 1 0.667	30 3 0.826	23 1 1.053	19 5 0.909	22 4 1.053	19 3 1.053	6 1	139	162	0.858	5	1.053	1	
Points Against	130	140	114	100	91	114	119	75	FLIGHT AVERAGE:			0.556			




Madison 3-Cushion Billiards Club, LLC

Suite 161, 1337 Greenway Cross, Madison, WI 53713

SEPTEMBER 4TH - 17TH 2023, 2023

Preliminary Round



www.professorqball.com

CHART D	HARRIMAN	ROSSMAN	DAIBER	POWERS	MARTIN	MUNN	FRANKEL	EAKE	WIN/LOSS	TOTAL POINTS	TOTAL INNINGS	GRAND AVERAGE	HIGH RUN	BEST GAME	FINAL RANKING
	JOHN	TOM	MATT	CRAIG	PATRICK	JOHN	PAUL	GARY							
JOHN HARRIMAN		36 18 0.500	26 3 8 0.308	20 2 6 0.300	42 2 11 0.262	44 2 11 0.250	53 3 15 0.283	50 3 16 0.320	0 7	85	271	0.314	3	0.000	8
TOM ROSSMAN	36 20 0.556		32 4 20 0.625	29 4 18 0.621	49 3 20 0.408	25 3 12 0.480	21 4 20 0.952	52 3 20 0.385	5 2	130	244	0.533	4	0.952	2
MATT DAIBER	26 4 20 0.769	31 3 9 0.290		19 4 13 0.684	13 6 20 1.538	38 4 18 0.474	36 5 20 0.556	24 6 20 0.833	4 3	120	187	0.642	6	1.538	3
CRAIG POWERS	20 4 20 1.000	30 4 20 0.667	19 4 20 1.053		25 2 20 0.800	25 2 10 0.400	19 3 20 1.053	29 4 20 0.690	6 1	130	167	0.778	4	1.053	1
PATRICK MARTIN	43 3 20 0.465	48 4 18 0.375	13 1 4 0.308	25 2 6 0.240		33 4 20 0.606	44 5 14 0.318	35 4 20 0.571	3 4	102	241	0.423	5	0.606	6
JOHN MUNN	44 3 20 0.455	25 3 20 0.800	39 3 20 0.513	25 3 20 0.800	33 2 6 0.182		43 2 16 0.356	45 2 16 0.356	4 3	118	254	0.465	3	0.800	5
PAUL FRANKEL	54 5 20 0.370	20 4 14 0.700	25 4 15 0.600	19 5 9 0.474	45 4 20 0.444	44 4 20 0.455		28 4 20 0.714	4 3	118	235	0.502	5	0.714	4
GARY EAKE	50 3 20 0.400	52 3 18 0.346	24 4 17 0.708	29 3 15 0.517	35 2 17 0.486	46 2 20 0.435	28 4 10 0.357		2 5	117	264	0.443	4	0.435	7
Points Against	140	117	104	87	114	111	P	132	FLIGHT AVERAGE:			0.494			




Madison 3-Cushion Billiards Club, LLC

Suite 161, 1337 Greenway Cross, Madison, WI 53713

SEPTEMBER 4TH - 17TH 2023, 2023

Preliminary Round



www.professorqball.com

FINALS

	SHOONI MAZIN	VAN DEN BOSCH FRANK	GROSS DAVE	DELA TORRE JOSE	POWERS CRAIG	GONZALES OLEGARIO	GONZALES ADRIAN	ROSSMAN TOM	WIN/LOSS	TOTAL POINTS	TOTAL INNINGS	GRAND AVERAGE	HIGH RUN	BEST GAME	FINAL RANKING
MAZIN SHOONI	26 2 0.962	29 1 0.862	22 1 1.136	32 5 0.781	32 8 0.750	33 8 0.758	19 8 1.316	6 8 1.316	1	174	193	0.902	8	1.316	1
FRANK VAN DEN BOSCH	26 2 0.385	32 3 0.313	21 2 0.548	41 6 0.610	30 1 0.400	29 1 0.483	25 6 1.000	2 5 1.000	5	113	214	0.528	6	1.000	7
DAVE GROSS	29 1 0.724	33 4 0.758	21 2 0.429	41 1 0.610	34 3 0.735	34 4 0.735	28 5 0.893	5 2 0.893	2	155	220	0.705	5	0.893	3
JOSE DELA TORRE	25 1 0.880	31 5 0.806	25 5 1.190	25 3 1.000	31 6 0.806	26 5 0.962	25 5 1.000	6 1 1.000	1	172	184	0.935	6	1.190	2
CRAIG POWERS	31 4 0.484	41 4 0.512	41 1 0.390	25 4 0.880	28 1 0.893	32 1 0.375	37 1 0.676	2 5 0.676	5	136	235	0.579	4	0.893	6
OLEGARIO GONZALES	33 6 0.758	30 5 0.833	33 3 0.485	31 4 0.613	27 1 0.889	21 10 1.000	24 4 1.042	3 4 1.042	4	155	199	0.779	10	1.042	4
ADRIAN GONZALES	33 1 0.273	30 1 0.833	34 4 0.559	26 3 0.731	32 6 0.781	21 7 1.190	40 1 0.575	3 4 0.575	4	145	216	0.671	7	1.190	5
TOM ROSSMAN	18 3 0.444	24 5 1.000	28 3 0.393	25 5 0.560	37 1 0.595	23 1 0.261	41 1 0.610	1 6 0.610	6	110	196	0.561	5	0.610	8
Points Against	110	170	122	125	171	142	147	173		FLIGHT AVERAGE:			0.700		